








5,547' of Snow Melt

Leaves 453' of Snow Melt Allowable per County




EXTERIOR LIGHTING LEGEND:

-  NEW LED WALL SCONCE
-  NEW LENSED RECESSED LIGHT
-  NEW LED WALL LIGHT
-  NEW LED WALL LIGHT
-  EXISTING LIGHT TO BE DEMOLISHED

LEGEND:

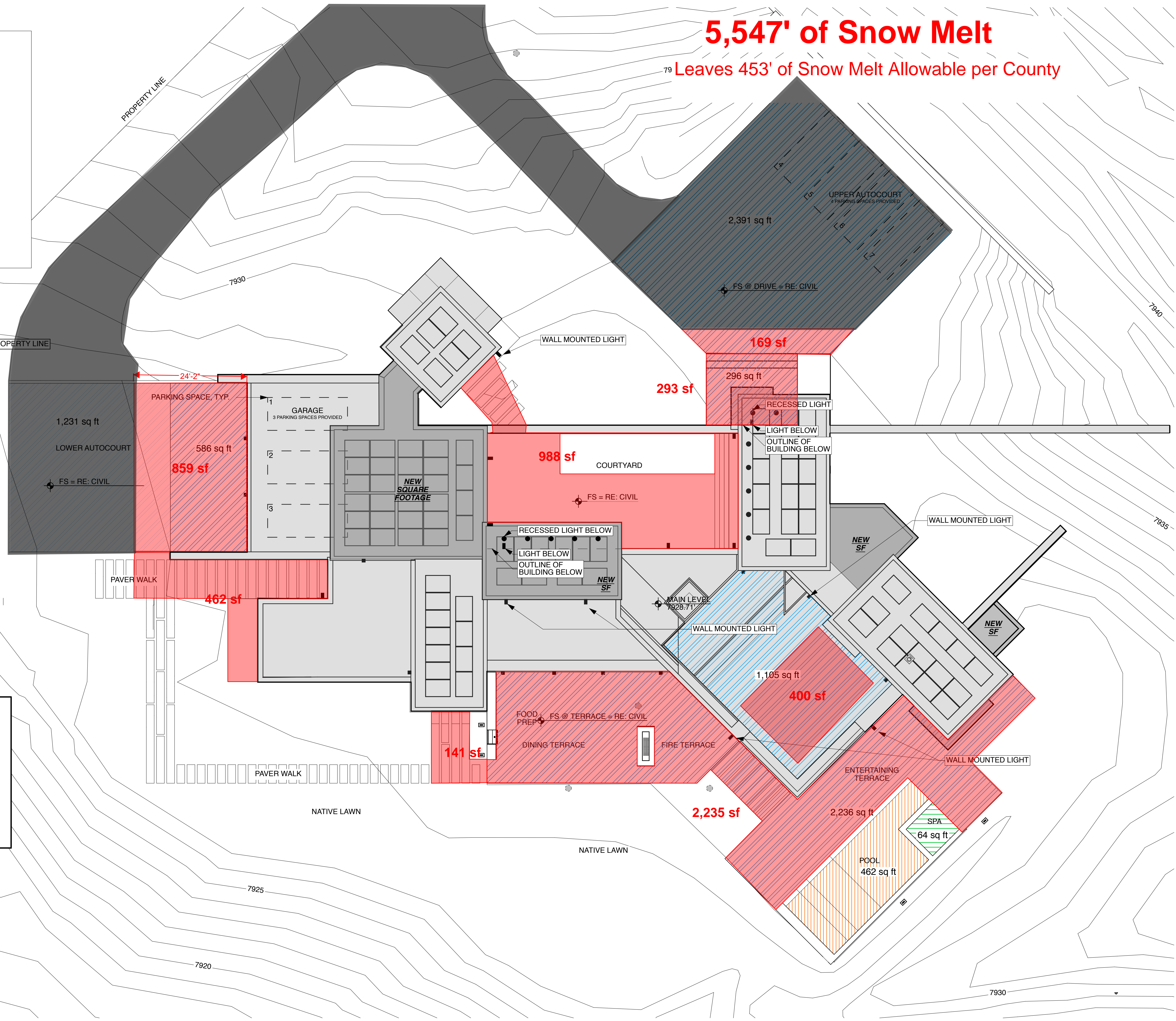
-  EXISTING
-  PROPOSED

SNOWMELT LEGEND:

-  SNOWMELT
-  SPA
-  POOL

SNOWMELT CALCULATIONS

LOWER AUTOCOURT	586
SOUTH PATIO	2236
MASTER DECK	1105
ENTRY AUTOCOURT	2391
ENTRY PORCH	296
TOTAL	6614
MAXIMUM ALLOW.	6000 SF
AMOUNT OVER:	614 SF



DRAWING ISSUANCE INDEX

ID	NAME	Issued Date
0	PERMIT SET	9/1/17
0	REVISION 1	-

PRINT DATE: 12/31/18 4:38 PM
COPYRIGHT

These documents have been prepared specifically for the White Horse Springs Lane. They are not suitable for use on other projects or in other locations without the approval and participation of the Architect. Reproduction prohibited without approval of the Architect.

© 2017 KA DesignWorks, Inc.

SHEET TITLE
SITE PLAN
SNOWMELT PLAN
EXT LIGHTING PLAN

A.1.001